




## Illustrated Parts Breakdown

Models:

**PHT1AQHK-D100 NVL &  
PHT1AQK-D100 NVL**



### SPECIFICATIONS:

#### Models: PHT1AQHK-D100 NVL

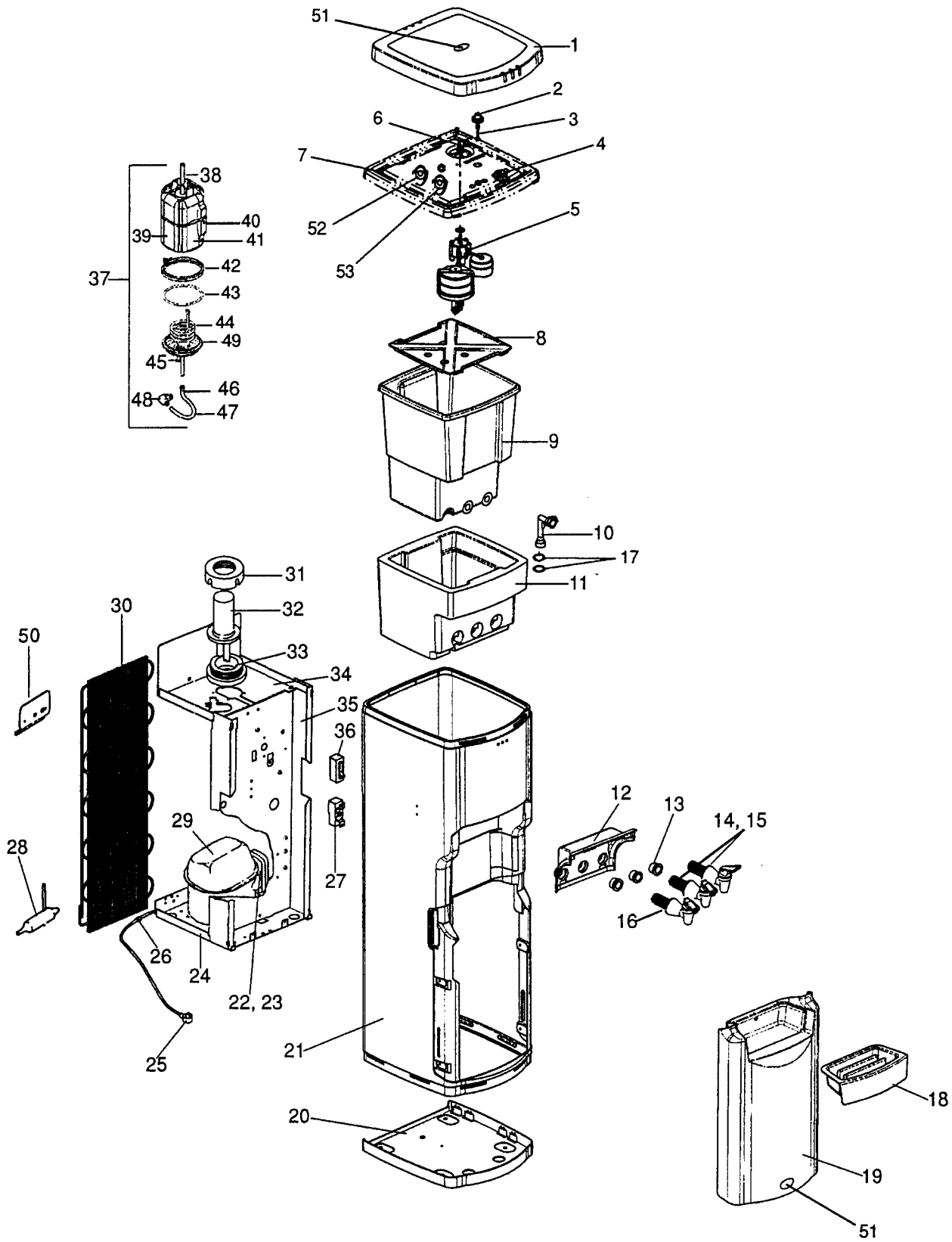
Voltage	115VAC±10%/1 PH/60 Hertz
Size	43 1/2"H, 13 1/2"W, 16"D
Shipping Weight (Approx)	56 lbs
Cold Water Capacity*	.6 GPH
Compressor	1/20 hp
Compressor (Full Load)	5.5 amps
Refrigerant	134a
Refrigerant Charge	1.9 OZ

#### Model: PHT1AQK-D100 NVL

Voltage	115VAC±10%/1 PH/60 Hertz
Size	43 1/2"H, 13 1/2"W, 16"D
Shipping Weight (Approx)	53 lbs.
Cold Water Capacity*	.6 GPH
Compressor	1/20 hp
Compressor (Full Load)	1.2 amps
Refrigerant	134a
Refrigerant Charge	1.9 OZ

\*A.R.I. Ratings: Room Temperature 90°F; Supply Water Temperature 80°F; Drinking Water Temperature 50°F.

Specifications subject to change without notice.



Item#	Description	PHT1AQK-D100 NVL	PHT1AQHK-D100 NVL
1	Top.....	033479-001	033749-001
2	Reset Button.....	033286-001	033286-001
3	Reset Arm.....	033285-001	033285-001
4	Air Filter.....	031823-002	031823-002
5	Mechanical Float Assy.....	033287-003	033287-003
6	Fitting, JG Elbow.....	028481-001	028481-001
7	Lid.....	033222-002	033222-002
8	Baffle.....	033221-001	033221-001
9	Reservoir Assy.....	033220-001	033210-001
10	Hot Tank Manifold.....	N/A	033395-001
11	Insulation.....	033228-001	033228-002
12	Valve Plate.....	033225-001	033225-003
13	Faucet Gasket.....	031429-001(2)	031429-001(3)
14	Cold Faucet.....	032052-002	032052-002
15	Cook Faucet.....	032052-001	032052-001
16	Hot Faucet.....	N/A	032052-003
17	O-Ring, Hot Tank Manifold.....	N/A	030858-212(2)
18	Drip Tray.....	030864-002	030864-002
19	Door Assy.....	033478-001	033478-001
20	Base, Cabinet.....	033198-001	033198-001
21	Cabinet Assy.....	033200-001	033200-001
22	Relay.....	025817-007	025817-007
23	Overload.....	028707-007	028707-007
24	Base.....	020513-002	020513-002
25	Service Cord.....	026540-047	026540-047
26	Strain Relief Bushing.....	019008	019008
27	Cold Control.....	027040-038	027040-038
28	Filter Drier.....	033380-002	033380-002
29	Compressor (includes 22 & 23).....	031530-008	031530-008
30	Condenser.....	028357-003	028357-003
31	Collar, Probe.....	031368-001	031368-001
32	Probe Assy.....	031539-002	031539-002
33	Retainer Ring, Probe.....	031369-001	031369-001
34	Shelf.....	033204-001	033204-001
35	Column Support.....	033203-001	033203-001
36	Hot Tank Switch.....	N/A	032840-001
37	Hot Tank Assy.....	N/A	033530-003
38	Body & Head Assy.....	N/A	033465-004
39	Insulation, Hot Tank Left.....	N/A	033460-002
40	Hot Thermostat.....	N/A	033451-001
41	Insulation, Hot Tank Right (with bulge).....	N/A	033460-001
42	Clamp, V Coupling.....	N/A	032729-001
43	O-Ring, Heater Pan.....	N/A	030858-402
44	Element, Hot Tank.....	N/A	032487-001
45	Heat Limiter.....	N/A	033459-001
46	Tube Clamp.....	N/A	032816-001
47	Extension Tube.....	N/A	033072-008
48	Drain Valve.....	N/A	032817-001
49	Lower Hot Tank Assy.....	N/A	033455-002
50	Handle.....	029562-001	029562-001
51	Insert, OASIS®.....	031434-003	031434-003
52	Collet, JG.....	028669-002	028669-002
53	Ftg, JG Bulkhead.....	028913-003	028913-003

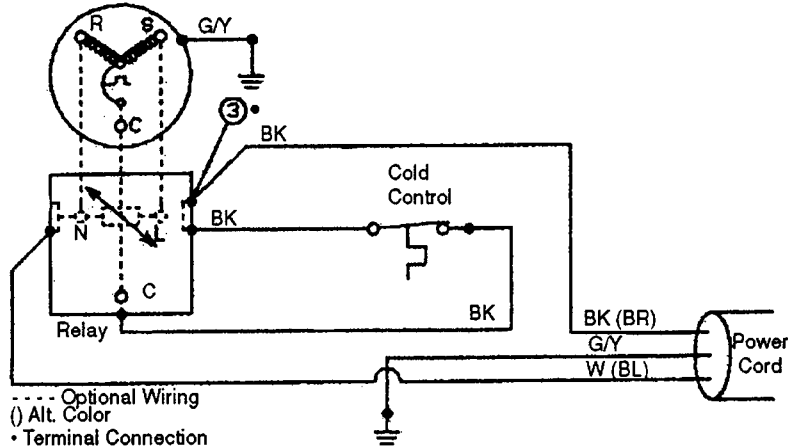
**Parts Not Shown**

Cook Tube.....	033397-001	033397-001
Hot Tube.....	N/A	033397-001
Ftg, JG Bulkhead.....	028913-003	028913-003

## ELECTRICAL DIAGRAMS:

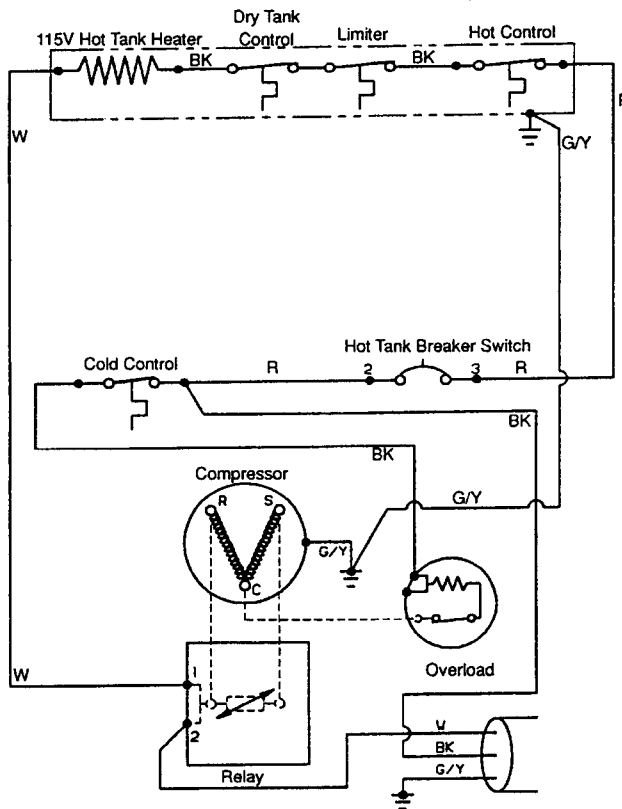
### PHT1AQK-D100 NVL

Compressor with internal overload shown. May have external overload.



Note: Ballooned numbers are applicable to hot units only.

### PHT1AQHK-D100 NVL



#### OASIS Corporation

265 N Hamilton Rd • PO Box 13150 • Columbus OH 43213  
 614/861-1350 • 614/861-0231 Fax

© 2000 OASIS Corporation

OASIS® and are registered trademarks of OASIS Corporation